



RAILWAY SUPPORT SERVICES

LOCOMOTIVE
BREAKDOWN AND
RECOVERY

WHEEL-SKATING OF
LOCOMOTIVES &
ROLLING STOCK

HEAVY & ABNORMAL
LOAD HAULAGE



LOCOMOTIVE HIRE &
MAINTENANCE

PERMANENT WAY
SERVICES

HEAVY INSTALLATION &
LIFTING SERVICES

GENERAL ROAD
HAULAGE

ROLLING STOCK
STORAGE & OVERHAUL

FABRICATION &
MACHINING SERVICES

CONTACT DETAILS

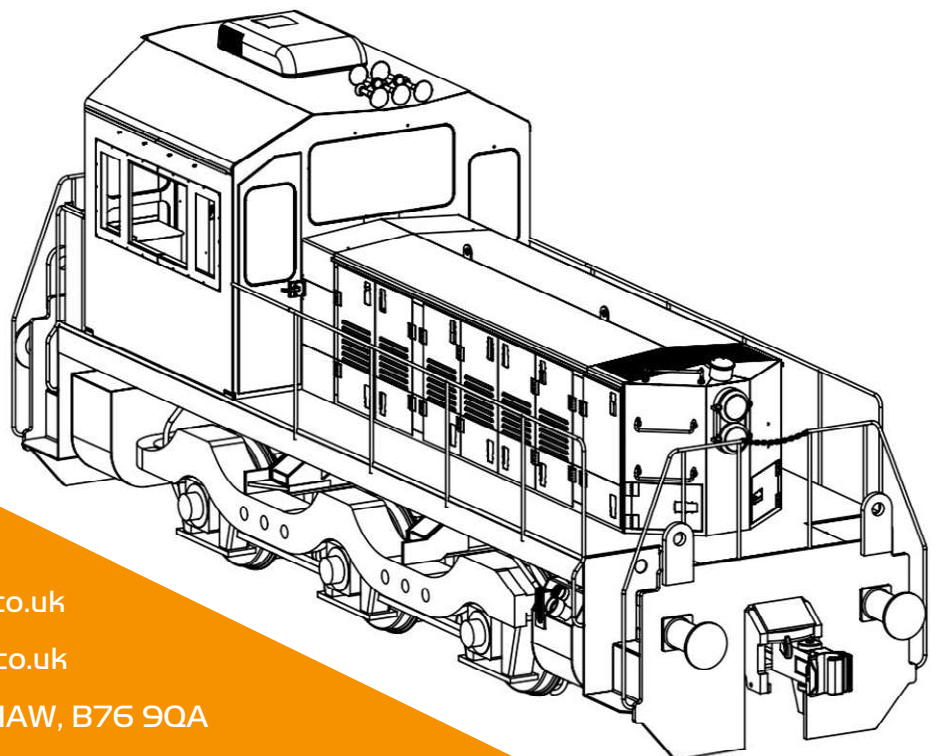
☎ 01675 475 590

✉ info@railwaysupportservices.co.uk

🌐 www.railwaysupportservices.co.uk

📍 UNIT 15, DUNTON LANE, WISHAW, B76 9QA

TP-UK LOCOMOTIVE RANGE



TP-UK INTRODUCTION

RSS, in partnership with Tractive Power Corporation, proudly introduces the TP-UK Locomotive Range.

Designed to meet the evolving demands of UK shunting locomotives, the TP-UK Locomotive Range is the dependable and versatile solution for lowering emissions, reducing maintenance costs, and increasing tractive effort.



Lower Emissions Reduced Maintenance Greater Tractive Effort

With full customisation offered, locomotives will accurately suit client's individual requirements to ensure the most effective provision of benefits. A number of improvements over the industry standard, the Class 08, are shown below along with potential fuel cost savings:

TP-UK AND CLASS 80 – TECHNICAL COMPARISON			
Criteria	Unit	TPUK—3 Axle @ 63t	Class 08
Dimensions - LxWxH	mm	11021 x 2788 x 3942	8920 x 2591 x 3877
Axle Loading	kg	21000	17000
Tractive Effort	kg	22050	17850
Maximum Speed	mph	25	15
Fuel Consumption (idling)	l/hr	2.3	130
Fuel Consumption (1000t load)	l/hr	34	437
Power Unit		Euro 5 Diesel—HVO Ready	Diesel (Pre-regulation)
Transmission		Diesel-electric (Brushless)	Diesel-electric
Traction Motors		3 No.	2 No.
Maintenance Intervals		Monthly	Fortnightly



*savings are calculated based on a train weight of 1000t and a diesel fuel cost of £0.81 / litre. Savings are subject to site conditions and locomotive specifications.

INDUSTRY REQUIREMENTS



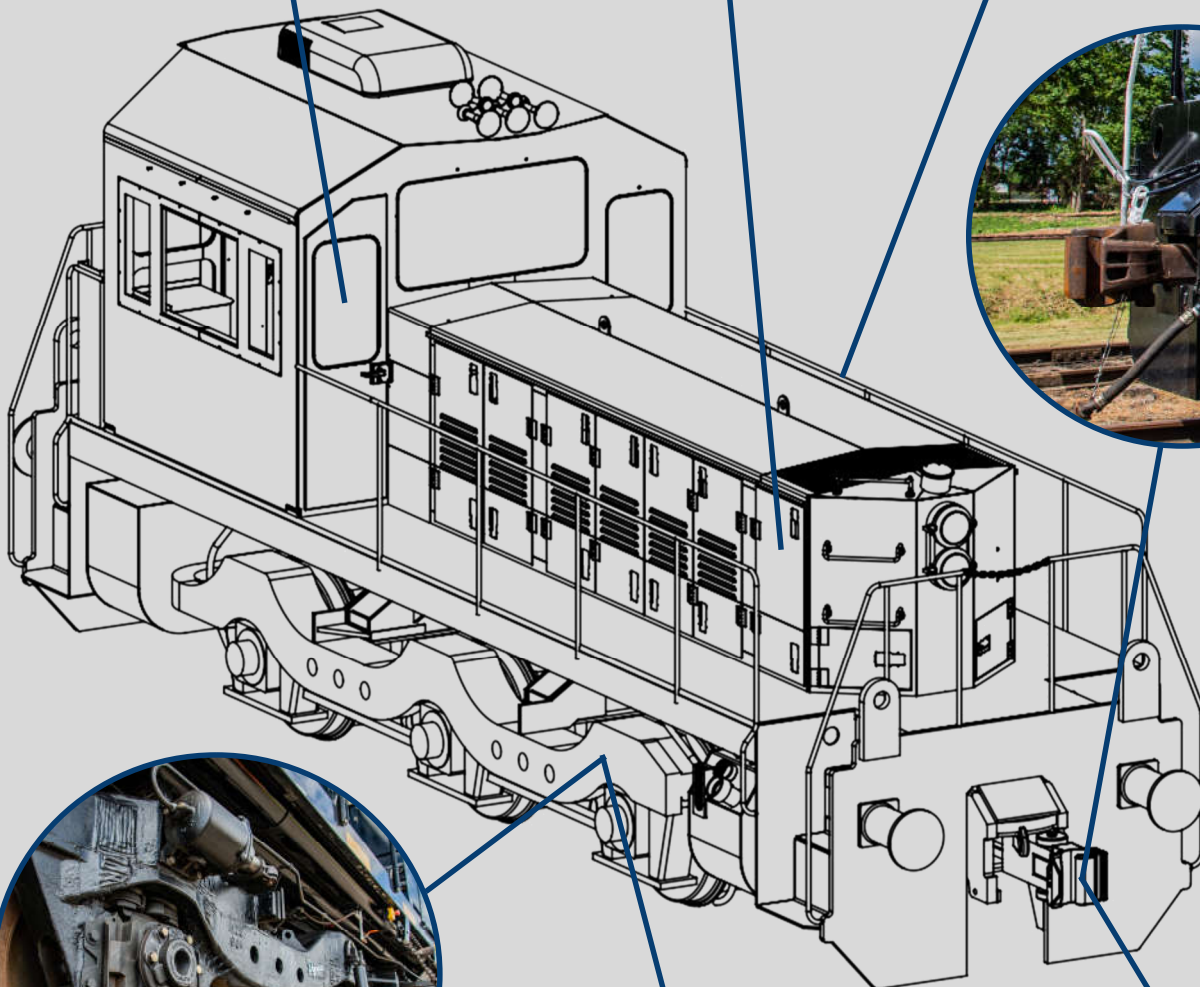
- Large cab
- Ergonomic seating
- Climate control options
- Double-glazed windows
- All-round visibility




- Euro 5 diesel power unit options (HVO ready)
- Reduced fuel consumption
- Industry standard, "off the shelf" components to reduce down-time
- Monthly service intervals



- Front & Rear access
- Safe access all-round
- Low-level lighting and re-fuelling



- Various coupling types available
- On-board video camera for coupling assistance



- Refurbished SD40 bogies used
- Sanding for increased traction
- 3 / 4 / 6 axle configurations
- Robust electric powertrain

DESIGN & CUSTOMISATION

- Designed and built by industry experts in North America, the TP locomotive range is a successful, tried and tested solution for shunting operations.
- Through extensive UK railway industry knowledge, the TP-UK range adapts the existing formula into a package suitable for UK shunting operations.
- Keeping the design and manufacturing in-house allows for fully customised locomotives to suit client specific requirements.
- Locomotives will be ballasted accordingly to meet tractive effort and axle load requirements.
- Specification options include:
 - Remote Control
 - Power Unit emission standard
 - Paint Scheme & graphics
 - Driver seating upgrades
 - A/C & heating upgrades
 - Coupling types
 - Lighting (driving and coupling)
 - Video camera option
 - Trackers and “black-box” recording
- Please contact us to discuss additional options.

ADDITIONAL SERVICES

porterbrook 

Leasing options can be provided by Porterbrook upon request.

RSS provide the following nation-wide, 24/7 supporting services to the rail industry:

- Complete locomotive maintenance
- Breakdown and recovery

For more information please contact: 01675 475 590 / info@railwaysupportservices.co.uk

